

UTTERMOST

ASSEMBLY INSTRUCTIONS

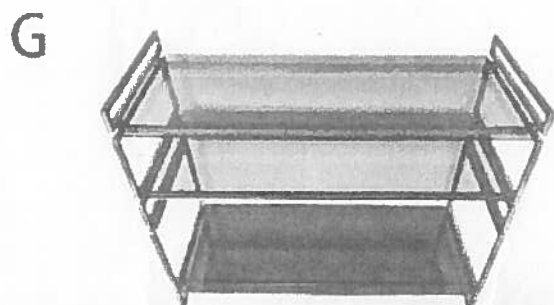

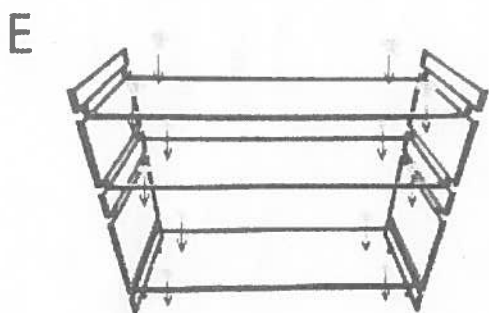
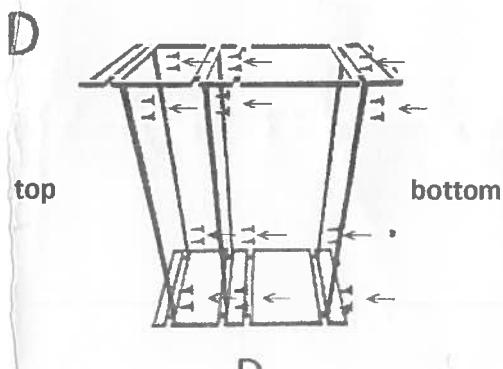
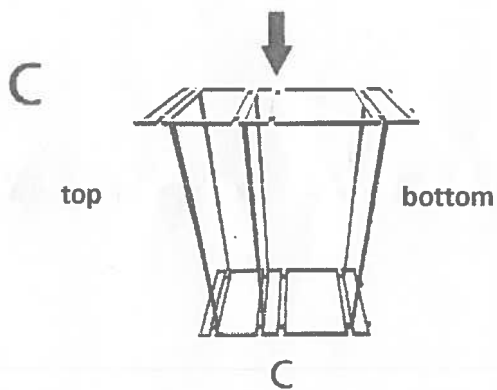
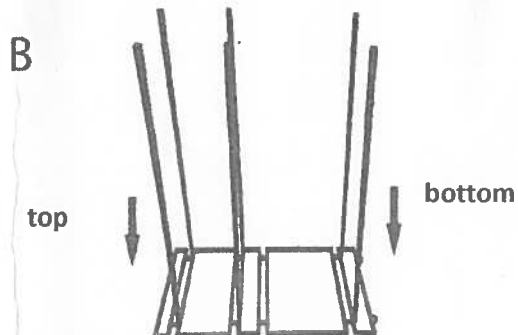
Item#22973

Parts list

left frame	1 pc
right frame	1 pc
iron bar	6 pcs
tempered glass	3 pcs

Hardware list

screws 3/8" x 1/2"	24 pcs
allen wrench	1 pc
rubber bumper	12 pcs



UTTERMOST

ASSEMBLY INSTRUCTIONS

- 1. Take all parts out of the carton carefully and place on a clean flat surface.**
- 2. Lay left frame on the floor as illustrate A**
- 3. Screw iron bars and 2 frames with screws as illustrate B,C, D**
- 4. Use allen wrench to secure tightly.**
- 5. Then turn right side up. as illustrate E**
- 6. Push rubber bumpers into the holes as illustrated E .Once rubber bumpers are in place, lay the glass on the rubber bumpers as illustrated F.**
- 7. Adjust the feet to make sure the shelf at a level . Assembly is complete.**